

2018 HEALTHCARE BUSINESS SALARY SURVEY

Whether researching a career as a coder or looking for another credential, you should consider these statistics. Average salary is dependent on where you live, the type of organization you work for, how much experience you have, and credentials. Check the numbers to see what you can do to increase your income.

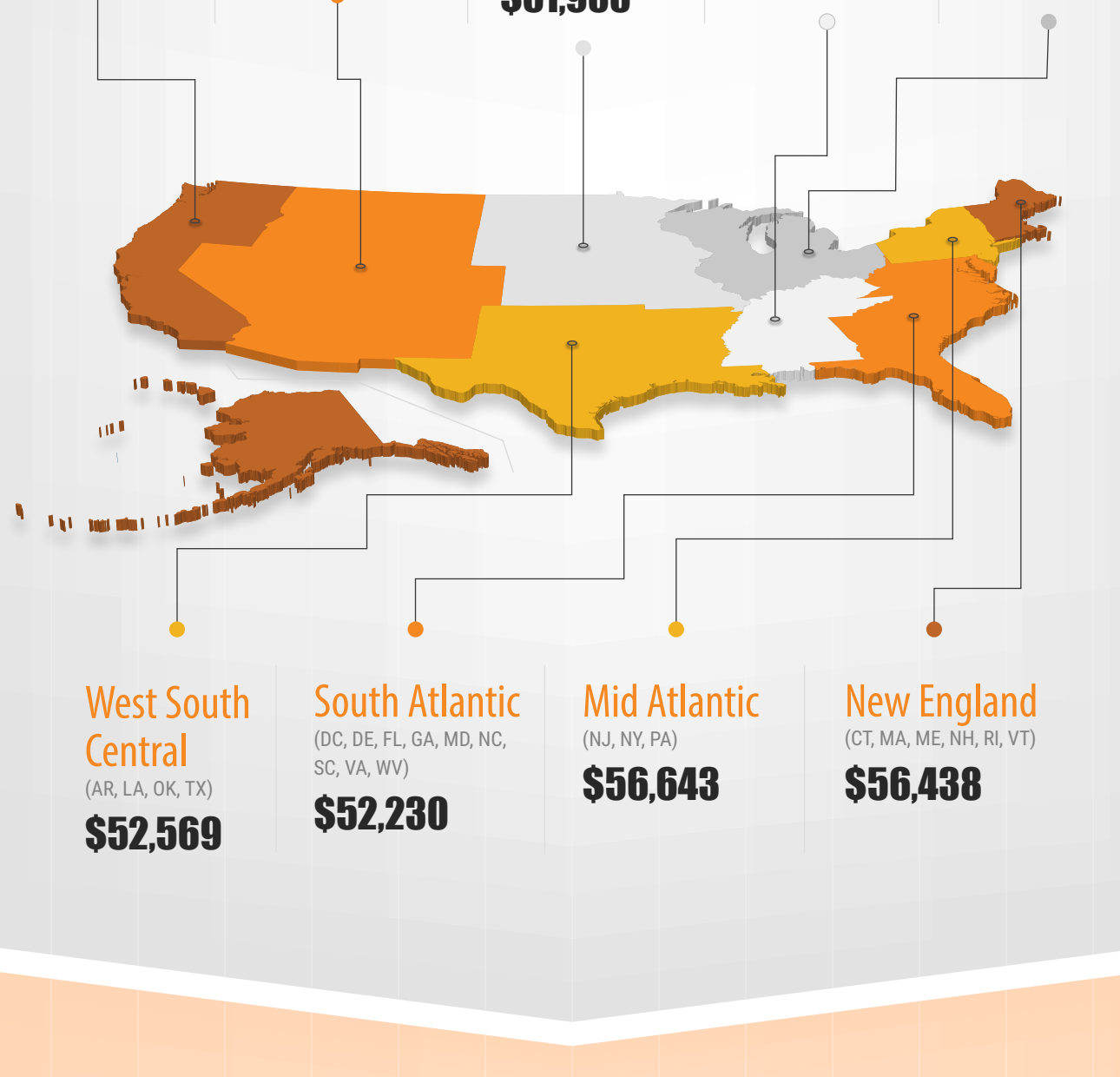


AVERAGE ANNUAL SALARY

Business of Healthcare Professionals

\$51,889

SALARY BY REGION



AVERAGE SALARY PER CREDENTIAL



No Credential

\$42,015

One Credential

\$51,426

An Added Average of

\$9,411

Two or More Credentials

\$61,880



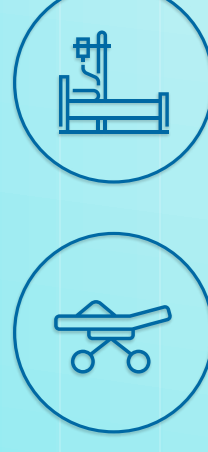


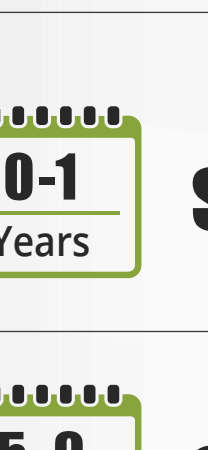

Three or More Credentials

\$68,016

HIGHEST PAYING CREDENTIALS IN 2018

CPB	\$52,333	CPC	\$54,401
CIC	\$56,045	COC	\$59,129
CRC	\$61,295	CPMA	\$66,886
CDEO	\$69,029	CPPM	\$69,835
CERTIFIED INSTRUCTOR	\$71,192	CPCO	\$74,043

SALARY BY WORKPLACE

	Solo Practice/Small Group Practice (2 to 10 Physicians)	\$45,986
	Medium Group Practice (11 to 49 Physicians)	\$47,173
	Hospital Outpatient	\$48,344
	Large Group Practice (50+ Physicians)	\$51,862
	Hospital Inpatient	\$52,032
	Hospital Inpatient & Outpatient	\$52,262
	Health System	\$54,633

SALARY BY EXPERIENCE

 0-1 Years	\$36,889	 2-4 Years	\$41,094
 5-9 Years	\$48,360	 10-15 Years	\$55,347
 16-20 Years	\$61,561	 21-25 Years	\$64,514
 26-30 Years	\$68,904	 31+ Years	\$72,711

SALARY BY JOB RESPONSIBILITY

Coding/Billing	\$45,775
Auditing	\$59,270
Practice/Office Manager	\$60,718
Educating	\$65,174
Coding/Billing Manager	\$65,673

Learn More About Careers in The Business of Healthcare at

aapc.com